






## THE RECOMMENDED SIGNALS

### MAIN MESSAGE



- |    |  |                         |  |
|----|--|-------------------------|--|
| 1. |   | Flashing                | Serious emergency – all vessels to stop or divert according to instructions. |
| 2. |   | Fixed or slow occulting | Vessels shall not proceed.   |
| 3. |   | Fixed or slow occulting | Vessels may proceed.<br>One way traffic.                                     |
| 4. |   | Fixed or slow occulting | Vessels may proceed.<br>Two way traffic.                                     |
| 5. |  | Fixed or slow occulting | A vessel may proceed only when it has received specific orders to do so.     |

### AUXILIARY SIGNALS

Auxiliary signals can be added, as required, normally to the right of the column carrying the main message and normally utilising only white or yellow lights.

Such auxiliary signals could, for example, be added to message No.5 to give information about the situation of traffic in the opposite direction, or to warn of a dredger operating in the channel.

### EXEMPTION SIGNALS AND MESSAGES

- |     |   |                         |   |
|-----|---|-------------------------|---|
| 2a. |  | Fixed or slow occulting | Vessels shall not proceed, except that vessels which navigate outside the main channel need not comply with the main message.   |
| 5a. |  | Fixed or slow occulting | A vessel may proceed only when it has received specific orders to do so; except that vessels which navigate outside the main channel need not comply with the main message. |